

CONSULTING - SPECIFYING
engineer

CFE Media

MEP
GIANTS
2014

Sponsored by

EAT•N

Powering Business Worldwide

Energizing

At Eaton, we're energized by the challenge of powering a world that demands more. More electricity. More alternative energy sources. Ever-increasing efficiencies.

We envision data centers safeguarding unimaginable amounts of information. Rapidly expanding global commerce. A smarter, more reliable grid. Homes and businesses using less energy.

With more than 100 years of experience in electrical power management, we have the expertise to see beyond today. From groundbreaking products to BIM model support and local application engineering, Eaton is here to help you design tomorrow's world today.



Powering Business Worldwide

a world that
demands **more**



Eaton.com/consultants

Eaton's seven core technology platforms increase productivity.

Powering data centers to safeguard a growing volume of information.



Integrating technology for increasingly automated manufacturing.



Supporting intensified energy exploration.



Energizing buildings demanding greater efficiency.



Modernizing the grid for greater reliability.



Illuminating homes, communities and businesses.



solutions for

reduce energy consumption and help us all build a more sustainable world.

Power distribution and circuit protection



Solutions for harsh and hazardous environments



Lighting and security



Backup power protection



Structural solutions and wiring devices



Control and automation



Engineering services




Learn more at:
Eaton.com/consultants

tomorrow's world today

MEP GIANTS 2014

PERCENTAGE OF MEP DESIGN BILLINGS*



BY THE NUMBERS

\$39,427,799,475

Grand total gross revenue

\$6,384,072,316

Grand total MEP design revenue

62,742

Engineers employed by the 2014 MEP Giants

7,646

LEED Accredited Professionals

1,312

Projects submitted for U.S. Green Building Council LEED Certification

87.3%

Indicate they provide engineering services in the South Atlantic region of the United States

73.6%

Percentage of all MEP Giants firms' engineers that are mechanical, electrical, plumbing, or fire protection (MEP/FP) engineers

66.0%

Percentage of MEP design revenue for U.S. projects only

63.0%

Cite the economy's impact on the construction market as their biggest corporate challenge

41.2%

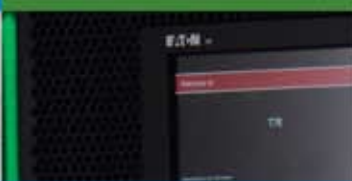
Indicate they provide engineering services in the Middle East

POWER DISTRIBUTION
& CIRCUIT PROTECTION

LIGHTING & SECURITY

BACKUP POWER PROTECTION

CONTROL & AUTOMATION



2014 MEP GIANTS INDEX

FIRM NAME	RANK	FIRM NAME	RANK
Advanced Engineering Consultants Ltd.	92	KCI Technologies Inc.	66
AECOM Technology Corp.	3	KJWW Engineering Consultants	23
Affiliated Engineers Inc.	9	Kohler Ronan LLC Consulting Engineers	93
AHA Consulting Engineers Inc.	51	Kohrs Lonnemann Heil Engineers PSC (dba KLH Engineers)	57
AKF Group LLC	15	Korda/Nemeth Engineering Inc.	91
Allen & Shariff Corp.	80	LEO A DALY	20
Aon Fire Protection Engineering Corp.	37	Lizardos Engineering Assocs. PC	77
Arup	10	M.E. GROUP Inc.	100
Bala Consulting Engineers Inc.	43	M/E Engineering PC	47
Barton Assocs. Inc.	99	Matrix Technologies Inc.	58
Black & Veatch	2	McClure Engineering	97
Bridgers & Paxton Consulting Engineers Inc.	54	M-E Engineers Inc.	18
Brinjac Engineering	89	MEP Assocs. LLC	96
Burns & McDonnell	6	Mesa Assocs. Inc.	16
Burns Engineering Inc.	52	Newcomb & Boyd	65
Buro Happold Consulting Engineers	14	Optimization Technology Inc.	22
CannonDesign	17	P2S Engineering Inc.	68
CASCO Diversified Corp.	100	Page	30
ccrd partners	29	Parsons Brinckerhoff	5
CDM Smith	41	PEDCO E&A Services Inc.	88
CJL Engineering Inc.	75	Primera Engineers Ltd.	94
CMTA Consulting Engineers	55	Professional Engineering Consultants PA	60
CTA Architects Engineers	44	RDK Engineers	27
DLR Group	34	Rist-Frost-Shumway Engineering PC	82
Dynamix Engineering Ltd.	87	RMF Engineering Inc.	28
EEA Consulting Engineers	83	The Rock Brook Consulting Group PA	95
ESD (Environmental Systems Design Inc.)	21	Rolf Jensen & Assocs. Inc.	100
EwingCole	36	Ross & Baruzzini Inc.	86
exp	4	Salas O'Brien LLC	61
EYP Architecture & Engineering	26	Sebesta Inc.	32
Fishbeck, Thompson, Carr & Huber Inc.	79	Setty	76
Gannett Fleming	40	Skidmore, Owings & Merrill LLP	73
Ghafari Assocs. LLC	33	Smith Seckman Reid Inc.	19
GHT Ltd.	67	SmithGroupJJR	24
Global Engineering Solutions	84	Southland Industries Engineering	81
GPI/Greenman-Pedersen Inc.	62	Spectrum Engineers	71
H.F. Lenz Co.	49	SSOE Group	70
Harley Ellis Devereaux	72	Stanley Consultants	25
HDR	8	Stantec Inc.	7
Heapy Engineering	42	STV	35
Henderson Engineers Inc.	13	Syska Hennessy Group	11
HGA Architects and Engineers	31	ThermalTech Engineering Inc.	63
Highland Assocs.	50	Thorson • Baker & Assocs. Inc.	85
I. C. Thomasson Assocs. Inc.	39	TLC Engineering for Architecture Inc.	46
Integrated Design Group	78	TME Inc.	59
Interface Engineering	38	Triad Consulting Engineers Inc.	48
Jacobs	1	Vanderweil Engineers	12
JBA Consulting Engineers	98	WD Partners	56
Jordan & Skala Engineers Inc.	45	Wick Fisher White	90
Joseph R. Loring & Assocs. Inc.	53	WileyWilson	74
Karpinski Engineering	64	Wood Harbinger	69

*Total does not add up to 100% due to rounding.

STRUCTURAL & WIRING DEVICES



SOLUTIONS FOR HARSH & HAZARDOUS ENVIRONMENTS



ENGINEERING SERVICES



EATON

Powering Business Worldwide

To learn more visit:
Eaton.com/consultants

RANK	FIRM NAME	LOCATION
1	Jacobs	Pasadena, CA, U.S.
2	Black & Veatch	Overland Park, KS, U.S.
3	AECOM Technology Corp.	Los Angeles, CA, U.S.
4	exp	Brampton, ON, Canada
5	Parsons Brinckerhoff	New York, NY, U.S.
6	Burns & McDonnell	Kansas City, MO, U.S.
7	Stantec Inc.	Edmonton, AB, Canada
8	HDR	Omaha, NE, U.S.
9	Affiliated Engineers Inc.	Madison, WI, U.S.
10	Arup	New York, NY, U.S.
11	Syska Hennessy Group	New York, NY, U.S.
12	Vanderweil Engineers	Boston, MA, U.S.
13	Henderson Engineers Inc.	Lenexa, KS, U.S.
14	Buro Happold Consulting Engineers	New York, NY, U.S.
15	AKF Group LLC	New York, NY, U.S.
16	Mesa Assocs. Inc.	Madison, AL, U.S.
17	CannonDesign	Grand Island, NY, U.S.
18	M-E Engineers Inc.	Wheat Ridge, CO, U.S.
19	Smith Seckman Reid Inc.	Nashville, TN, U.S.
20	LEO A DALY	Omaha, NE, U.S.
21	ESD (Environmental Systems Design Inc.)	Chicago, IL, U.S.
22	Optimation Technology Inc.	Rush, NY, U.S.
23	KJWW Engineering Consultants	Rock Island, IL, U.S.
24	SmithGroupJJR	Detroit, MI, U.S.
25	Stanley Consultants	Muscatine, IA, U.S.
26	EYP Architecture & Engineering	Albany, NY, U.S.
27	RDK Engineers	Andover, MA, U.S.
28	RMF Engineering Inc.	Baltimore, MD, U.S.
29	ccrd partners	Houston, TX, U.S.
30	Page	Washington, D.C., U.S.
31	HGA Architects and Engineers	Minneapolis, MN, U.S.
32	Sebesta Inc.	St. Paul, MN, U.S.
33	Ghafari Assocs. LLC	Dearborn, MI, U.S.

POWER DISTRIBUTION
& CIRCUIT PROTECTION



LIGHTING & SECURITY



BACKUP POWER PROTECTION



CONTROL & AUTOMATION



how to enter in 2015, visit www.csemag.com/giants



WEB ADDRESS	TOTAL GROSS REVENUE FOR FISCAL YEAR (\$ US)	TOTAL MEP DESIGN REVENUE (\$ US)	TOTAL MEP REVENUE %	TOTAL ENGINEERS	MEP/FP ENGINEERS (%)
www.jacobs.com	\$11,818,376,000	\$1,812,063,394	15%	17,320	24%
www.bv.com	\$3,500,000,000	\$1,152,000,000	33%	3,100	41%
www.aecom.com	\$8,200,000,000	\$582,200,000	7%	11,740	5%
www.exp.com	\$425,934,156	\$167,869,470	39%	1,024	25%
www.pbworld.com	\$2,651,936,550	\$154,440,000	6%	6,399	34%
www.burnsmcd.com	\$1,920,785,635	\$141,400,000	7%	2,153	58%
www.stantec.com	\$2,236,410,000	\$101,633,830	5%	3,693	25%
www.hdrinc.com	\$1,862,306,000	\$96,960,000	5%	2,384	16%
www.aeieng.com	\$104,121,000	\$94,238,000	91%	418	93%
www.arup.com	\$262,714,073	\$87,287,560	33%	728	32%
www.syska.com	\$93,902,508	\$77,518,498	83%	311	98%
www.vanderweil.com	\$88,040,350	\$70,520,305	80%	270	83%
www.hei-eng.com	\$67,400,000	\$64,600,000	96%	304	94%
www.burohappold.com	\$187,231,427	\$63,091,974	34%	1,603	21%
www.akfgroup.com	\$67,487,000	\$59,151,000	88%	405	59%
www.mesainc.com	\$61,900,000	\$58,500,000	95%	86	67%
www.cannondesign.com	\$213,000,000	\$51,200,000	24%	132	83%
www.me-engineers.com	\$48,300,000	\$48,300,000	100%	172	95%
www.ssr-inc.com	\$69,229,343	\$45,405,811	66%	160	62%
www.leoadaly.com	\$147,720,682	\$44,325,204	30%	257	26%
www.esdglobal.com	\$45,000,000	\$42,748,497	95%	188	87%
www.optimation.us	\$52,429,500	\$41,405,680	79%	165	73%
www.kjww.com	\$53,874,750	\$40,877,895	76%	222	86%
www.smithgroupjr.com	\$162,973,000	\$36,512,000	22%	114	69%
www.stanleyconsultants.com	\$146,500,000	\$34,847,000	24%	405	37%
www.eypae.com	\$75,000,000	\$32,000,000	43%	113	52%
www.rdkengineers.com	\$34,840,000	\$31,540,000	91%	135	94%
www.rmf.com	\$33,375,000	\$30,750,000	92%	111	79%
www.ccrd.com	\$30,150,000	\$30,150,000	100%	59	100%
http://pagethink.com	\$99,750,000	\$29,925,000	30%	43	88%
http://hga.com	\$119,100,000	\$29,772,000	25%	116	64%
www.sebesta.com	\$29,592,115	\$29,592,115	100%	90	84%
www.ghafari.com	\$125,625,000	\$28,000,000	22%	208	41%

STRUCTURAL & WIRING DEVICES



SOLUTIONS FOR HARSH & HAZARDOUS ENVIRONMENTS



ENGINEERING SERVICES



EATON

Powering Business Worldwide

To learn more visit:
Eaton.com/consultants

RANK	FIRM NAME	LOCATION
34	DLR Group	Minneapolis, MN, U.S.
35	STV	New York, NY, U.S.
36	EwingCole	Philadelphia, PA, U.S.
37	Aon Fire Protection Engineering Corp.	Lincolnshire, IL, U.S.
38	Interface Engineering	Portland, OR, U.S.
39	I. C. Thomasson Assocs. Inc.	Nashville, TN, U.S.
40	Gannett Fleming	Camp Hill, PA, U.S.
41	CDM Smith	Cambridge, MA, U.S.
42	Heapy Engineering	Dayton, OH, U.S.
43	Bala Consulting Engineers Inc.	King of Prussia, PA, U.S.
44	CTA Architects Engineers	Billings, MT, U.S.
45	Jordan & Skala Engineers Inc.	Norcross, GA, U.S.
46	TLC Engineering for Architecture Inc.	Orlando, FL, U.S.
47	M/E Engineering PC	Rochester, NY, U.S.
48	Triad Consulting Engineers Inc.	Morris Plains, NJ, U.S.
49	H.F. Lenz Co.	Johnstown, PA, U.S.
50	Highland Assocs.	Clarks Summit, PA, U.S.
51	AHA Consulting Engineers Inc.	Lexington, MA, U.S.
52	Burns Engineering Inc.	Philadelphia, PA, U.S.
53	Joseph R. Loring & Assocs. Inc.	New York, NY, U.S.
54	Bridgers & Paxton Consulting Engineers Inc.	Albuquerque, NM, U.S.
55	CMTA Consulting Engineers	Prospect, KY, U.S.
56	WD Partners	Dublin, OH, U.S.
57	Kohrs Lonnemann Heil Engineers PSC (dba KLH Engineers)	Ft. Thomas, KY, U.S.
58	Matrix Technologies Inc.	Maumee, OH, U.S.
59	TME Inc.	Little Rock, AR, U.S.
60	Professional Engineering Consultants PA	Wichita, KS, U.S.
61	Salas O'Brien LLC	San Jose, CA, U.S.
62	GPI/Greenman-Pedersen Inc.	Babylon, NY, U.S.
63	ThermalTech Engineering Inc.	Cincinnati, OH, U.S.
64	Karpinski Engineering	Cleveland, OH, U.S.
65	Newcomb & Boyd	Atlanta, GA, U.S.
66	KCI Technologies Inc.	Sparks, MD, U.S.

POWER DISTRIBUTION
& CIRCUIT PROTECTION



LIGHTING & SECURITY



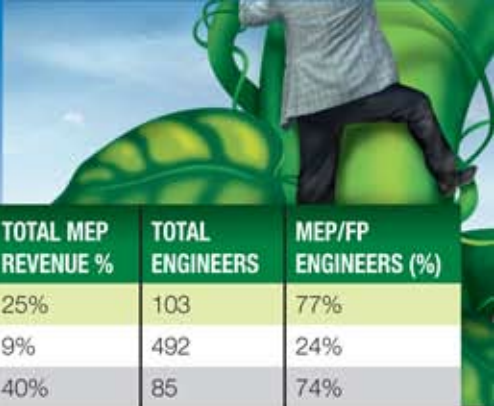
BACKUP POWER PROTECTION



CONTROL & AUTOMATION



how to enter in 2015, visit www.csemag.com/giants



WEB ADDRESS	TOTAL GROSS REVENUE FOR FISCAL YEAR (\$ US)	TOTAL MEP DESIGN REVENUE (\$ US)	TOTAL MEP REVENUE %	TOTAL ENGINEERS	MEP/FP ENGINEERS (%)
www.dlrgroup.com	\$110,000,000	\$27,605,000	25%	103	77%
www.stvinc.com	\$319,879,000	\$27,591,000	9%	492	24%
www.ewingcole.com	\$68,400,000	\$27,500,000	40%	85	74%
www.aonfpe.com	\$27,490,000	\$27,490,000	100%	75	88%
www.interfaceengineering.com	\$25,717,363	\$25,717,363	100%	47	100%
www.ichomasson.com	\$25,600,000	\$24,200,000	95%	54	94%
www.gannettfleming.com	\$326,328,000	\$24,000,000	7%	796	14%
www.cdmsmith.com	\$1,233,000,000	\$23,780,865	2%	1,932	11%
www.heapy.com	\$23,293,500	\$23,293,500	100%	80	98%
www.bala.com	\$25,300,000	\$23,210,000	92%	80	100%
www.ctagroup.com	\$45,900,000	\$22,038,661	48%	62	68%
www.jordanskala.com	\$23,811,335	\$21,906,428	92%	42	90%
www.tic-engineers.com	\$34,807,545	\$20,840,593	60%	73	89%
www.meengineering.com	\$20,665,840	\$20,665,840	100%	121	100%
www.triadcei.com	\$21,260,307	\$19,984,688	94%	22	82%
www.hflenz.com	\$22,481,858	\$19,467,384	87%	48	71%
www.highlandassociates.com	\$33,200,000	\$19,100,000	58%	86	100%
www.aha-engineers.com	\$20,300,000	\$18,800,000	93%	31	97%
www.burns-group.com	\$24,100,000	\$17,500,000	73%	62	82%
www.loringengineers.com	\$17,600,000	\$17,200,000	98%	102	72%
www.bpce.com	\$16,869,537	\$16,869,537	100%	35	100%
www.cmtaegr.com	\$20,057,000	\$16,654,000	83%	75	100%
www.wdpartners.com	\$49,000,000	\$16,500,000	34%	62	74%
www.klhengrs.com	\$16,031,680	\$16,031,680	100%	113	100%
www.matrixti.com	\$38,180,388	\$15,510,140	41%	245	76%
www.tmecorp.com	\$18,500,000	\$15,500,000	84%	47	87%
www.pec1.com	\$33,843,383	\$14,969,274	44%	73	49%
www.salasobrien.com	\$17,034,672	\$14,931,172	88%	25	92%
www.gpinet.com	\$188,000,000	\$14,800,000	8%	433	19%
www.thermaltech.com	\$24,800,000	\$14,600,000	59%	38	89%
www.karpinskieng.com	\$14,224,790	\$14,224,790	100%	89	87%
http://newcomb-boyd.com	\$19,729,987	\$14,001,017	71%	144	76%
www.kci.com	\$160,000,000	\$13,269,831	8%	192	6%



STRUCTURAL & WIRING DEVICES



SOLUTIONS FOR HARSH & HAZARDOUS ENVIRONMENTS



ENGINEERING SERVICES

EATON

Powering Business Worldwide

To learn more visit:
Eaton.com/consultants

RANK	FIRM NAME	LOCATION
67	GHT Ltd.	Arlington, VA, U.S.
68	P2S Engineering Inc.	Long Beach, CA, U.S.
69	Wood Harbinger	Bellevue, WA, U.S.
70	SSOE Group	Toledo, OH, U.S.
71	Spectrum Engineers	Salt Lake City, UT, U.S.
72	Harley Ellis Devereaux	Southfield, MI, U.S.
73	Skidmore, Owings & Merrill LLP	Chicago, IL, U.S.
74	Wiley Wilson	Lynchburg, VA, U.S.
75	CJL Engineering Inc.	Moon Township, PA, U.S.
76	Setty	Fairfax, VA, U.S.
77	Lizardos Engineering Assocs. PC	Mineola, NY, U.S.
78	Integrated Design Group	Boston, MA, U.S.
79	Fishbeck, Thompson, Carr & Huber Inc.	Grand Rapids, MI, U.S.
80	Allen & Shariff Corp.	Columbia, MD, U.S.
81	Southland Industries Engineering	Garden Grove, CA, U.S.
82	Rist-Frost-Shumway Engineering PC	Laconia, NH, U.S.
83	EEA Consulting Engineers	Austin, TX, U.S.
84	Global Engineering Solutions	Rockville, MD, U.S.
85	Thorson • Baker & Assocs. Inc.	Richfield, OH, U.S.
86	Ross & Baruzzini Inc.	St. Louis, MO, U.S.
87	Dynamix Engineering Ltd.	Columbus, OH, U.S.
88	PEDCO E&A Services Inc.	Cincinnati, OH, U.S.
89	Brinjac Engineering	Harrisburg, PA, U.S.
90	Wick Fisher White	Philadelphia, PA, U.S.
91	Korda/Nemeth Engineering Inc.	Columbus, OH, U.S.
92	Advanced Engineering Consultants Ltd.	Columbus, OH, U.S.
93	Kohler Ronan LLC Consulting Engineers	Danbury, CT, U.S.
94	Primera Engineers Ltd.	Chicago, IL, U.S.
95	The Rock Brook Consulting Group PA	Dayton, NJ, U.S.
96	MEP Assocs. LLC	Eau Claire, WI, U.S.
97	McClure Engineering	St. Louis, MO, U.S.
98	JBA Consulting Engineers	Las Vegas, NV, U.S.
99	Barton Assocs. Inc.	York, PA, U.S.
100	CASCO Diversified Corp.	St. Louis, MO, U.S.
100	M.E. GROUP Inc.	Lincoln, NE, U.S.
100	Rolf Jensen & Assocs. Inc.	Chicago, IL, U.S.

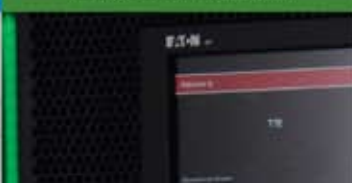
POWER DISTRIBUTION & CIRCUIT PROTECTION



LIGHTING & SECURITY



BACKUP POWER PROTECTION



CONTROL & AUTOMATION



how to enter in 2015, visit www.csemag.com/giants



WEB ADDRESS	TOTAL GROSS REVENUE FOR FISCAL YEAR (\$ US)	TOTAL MEP DESIGN REVENUE (\$ US)	TOTAL MEP REVENUE %	TOTAL ENGINEERS	MEP/FP ENGINEERS (%)
www.ghitld.com	\$13,260,000	\$13,260,000	100%	46	89%
www.p2seng.com	\$15,205,950	\$12,332,699	81%	64	97%
www.woodharbinger.com	\$11,761,225	\$11,761,225	100%	47	100%
www.ssoe.com	\$133,000,000	\$11,558,989	9%	401	65%
www.spectrum-engineers.com	\$11,515,076	\$11,515,076	100%	25	96%
www.harleyellisdevereaux.com	\$43,500,000	\$11,300,000	26%	51	100%
www.som.com	\$304,000,000	\$11,191,104	4%	156	33%
www.wileywilson.com	\$24,424,000	\$11,064,000	45%	127	39%
www.cjengineering.com	\$11,049,000	\$10,875,000	98%	33	94%
www.setty.com	\$11,961,000	\$10,800,000	90%	40	100%
http://leapc.com	\$10,706,816	\$10,706,816	100%	78	87%
www.idgroupae.com	\$13,711,800	\$10,009,614	73%	22	100%
www.ftch.com	\$40,655,000	\$9,757,000	24%	122	20%
www.allenshariff.com	\$59,238,838	\$9,606,286	16%	44	95%
www.southlandind.com	\$362,574,291	\$9,587,495	3%	86	92%
www.rfsengineering.com	\$10,250,000	\$9,500,000	93%	29	83%
www.eeace.com	\$9,132,673	\$9,132,673	100%	22	100%
www.theges.com	\$8,756,000	\$8,756,000	100%	55	71%
www.thorsonbaker.com	\$15,955,422	\$8,531,900	53%	71	56%
www.rossbar.com	\$28,125,074	\$8,437,522	30%	31	90%
www.dynamix-ltd.com	\$8,242,480	\$8,242,480	100%	31	100%
www.pedcoea.com	\$10,140,000	\$7,900,000	78%	23	83%
www.brinjac.com	\$8,693,568	\$7,498,379	86%	28	75%
www.wfweng.com	\$7,442,544	\$7,442,544	100%	37	100%
www.korda.com	\$12,000,000	\$7,370,000	61%	24	54%
www.aecmep.com	\$7,307,374	\$7,307,374	100%	24	100%
www.kohleronan.com	\$7,200,000	\$7,200,000	100%	41	90%
www.primeraeng.com	\$21,910,784	\$7,097,427	32%	40	83%
www.therockbrook.com	\$7,000,000	\$7,000,000	100%	24	100%
www.mepassociates.com	\$6,998,280	\$6,998,280	100%	40	93%
www.mcclureeng.com	\$7,614,000	\$6,900,000	91%	40	98%
www.jbace.com	\$18,000,977	\$6,797,407	38%	29	100%
www.ba-inc.com	\$6,557,029	\$6,557,029	100%	36	97%
www.cascocorp.com	\$13,300,000	\$6,500,000	49%	26	73%
www.megroup.com	\$7,200,000	\$6,500,000	90%	43	81%
www.rjainc.com	\$39,000,000	\$6,500,000	17%	114	94%

STRUCTURAL & WIRING DEVICES



SOLUTIONS FOR HARSH & HAZARDOUS ENVIRONMENTS



ENGINEERING SERVICES



EATON

Powering Business Worldwide

To learn more visit:
Eaton.com/consultants



Doug Dillie

Industry Manager -
Electrical Consultants



Powering Business Worldwide

Congratulations to our MEP Giants Winners

The stakes are high. Your clients demand more from you now than ever before. More energy-efficient schools. Safer hospitals. More reliable data centers. And as the Giants in your industry, you have proven you can meet the challenges of a world that demands more.

Eaton is proud to sponsor the *2014 Consulting-Specifying Engineer MEP Giants* issue. This is our sixth consecutive year as a sponsor, and as always, we are privileged to work alongside such an exceptional group of professionals.

As your business changes to meet your client's needs, so does Eaton. When your clients demand safer electrical systems, Eaton leads the way with innovative arc flash solutions. When your clients require even greater energy efficiency, Eaton introduces the next generation of LED lighting. And when data center clients demand greater reliability and flexibility, Eaton is there with our new 93PM UPS.

From the incoming substation to the facility's primary power distribution and power quality equipment, and through to the motors, lighting and plug loads, Eaton works closely with specifying engineers to help make buildings more reliable, efficient and safe.

Eaton supports your community with the industry's best design and specification tools, including our *Consulting Application Guide (CAG)* and our CoSpec specifier center. In addition, Eaton provides local application expertise for all your projects.

Contact your local Eaton representative to learn more or email our consultant support team at consultantsupporteg@eaton.com.

At Eaton, we are energized by the challenge of powering a world that demands more. With more than 100 years of experience in electrical power management, we have the expertise to offer solutions for today that make a difference for tomorrow. On behalf of Eaton, I'd like to offer all of this year's Giants our sincerest congratulations

Regards,
Douglas A. Dillie
Industry Manager,
Electrical Consultants
Eaton

